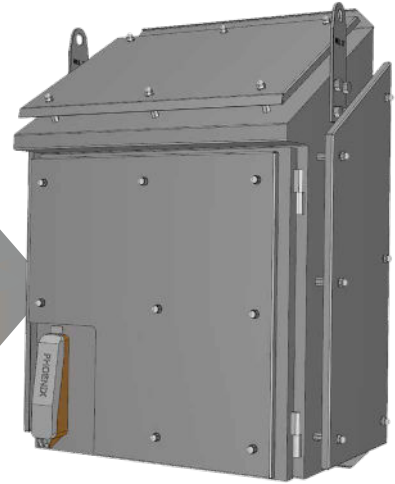


# PHOENIX MINING EXTREME STAINLESS SINGLE DOOR

## Features

- 316 stainless steel 2mm N4 finish
- Fully welded construction
- Panel rated at ip66
- Slotted mounting holes
- Neoprene gasket fitted
- Multiple sizes available
- fully welded construction
- 30 degree sloped roof/ 60mm overhang
- pintle hinges/ removable doors
- lockable swing handle ms860-2 enclosed
- sun shields (both sides/ top/ door)
- lifting eyes and lugs, door stays



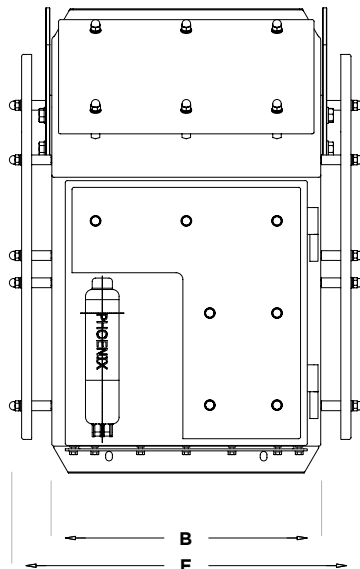
## Typical Applications



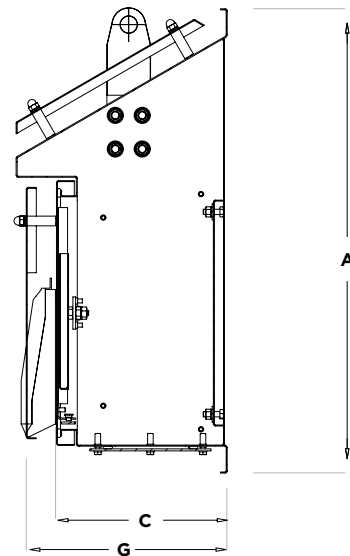
## Phoenix Mining Extreme Selection Table

Model No.	Enclosure Dimensions (mm)			Enclosure + Sun Shield Dimensions (mm)			Useable Depth
	Height A	Width B	Depth C	Height A	Width F	Depth G	
PMES404025-S-SS	691	400	250	691	490	306	-
PMES604025-S-SS	891	400	250	891	490	306	-
PMES606035-S-SS	891	600	350	891	690	407	-
PMES705025-S-SS	991	500	250	991	590	317	-
PMES705035-S-SS	1048	500	350	1048	590	417	-
PMES1008025-S-SS	1291	800	250	1291	890	317	-

FRONT VIEW



SIDE VIEW



# PHOENIX MINING EXTREME STAINLESS DOUBLE DOOR

## Features

- 316 stainless steel 2mm N4 finish
- Fully welded construction
- Panel rated at ip66
- Slotted mounting holes
- Neoprene gasket fitted
- Multiple sizes available
- fully welded construction
- 30 degree sloped roof/ 60mm overhang
- pintle hinges/ removable doors
- lockable swing handle ms860-2 enclosed
- sun shields (both sides/ top/ door)
- lifting eyes and lugs, door stays



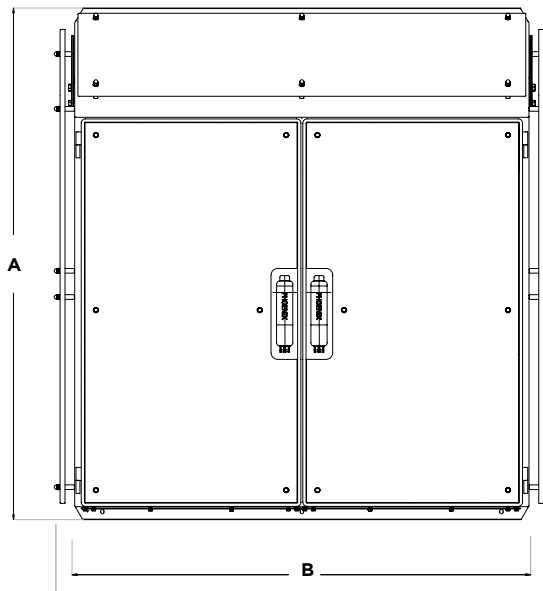
## Typical Applications



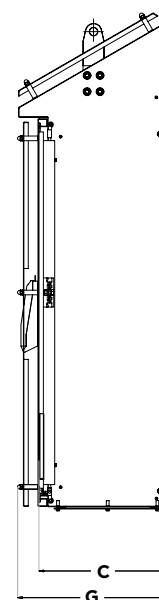
## Phoenix Mining Extreme Selection Table

Model No.	Enclosure Dimensions (mm)			Enclosure + Sun Shield Dimensions (mm)			Useable Depth
	Height A	Width B	Depth C	Height A	Width F	Depth G	
PMED1008040-S-SS	1377	800	400	1377	890	467	-
PMED10010040-S-SS	1377	1000	400	1377	1090	467	-
PMED10014040-S-SS	1377	1400	400	1377	1490	467	-
PMED12014040-S-SS	1577	1400	400	1577	1490	467	-
PMED16016040-S-SS	1977	1600	400	1977	1690	467	-

FRONT VIEW



SIDE VIEW





## UNRIVALED ENGINEERING & MANUFACTURING SOLUTIONS

### Industry Leaders in Enclosures

Excalibur Enclosures are a world leader in the manufacture and supply of a diverse range of Electrical Enclosures and value add solutions for Industry. With over 25 years of proven manufacturing capability and a large installed base Excalibur represents a quality customer choice for both standard and custom enclosure solutions from concept to completion.



For more information  
Call 1300 36 26 26 | [sales@colterlec.com.au](mailto:sales@colterlec.com.au) | [www.colterlec.com.au](http://www.colterlec.com.au)