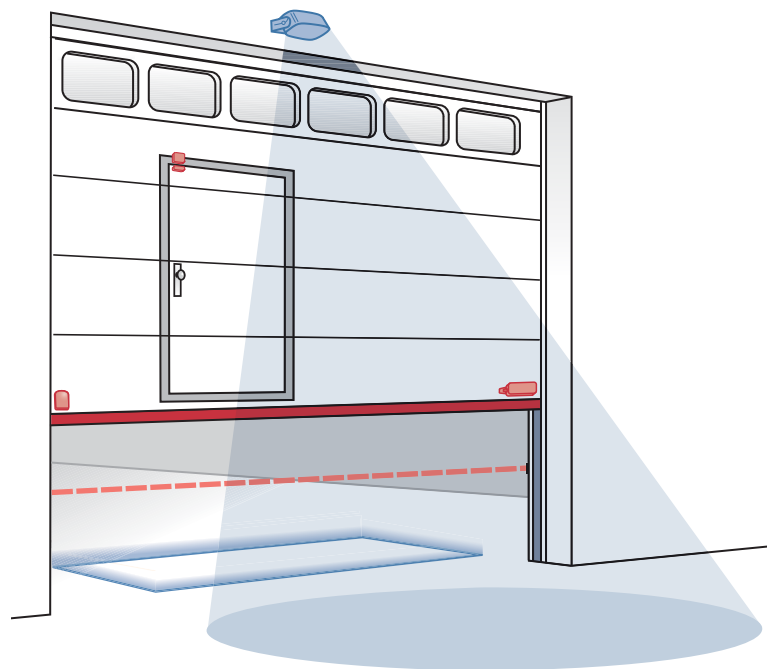
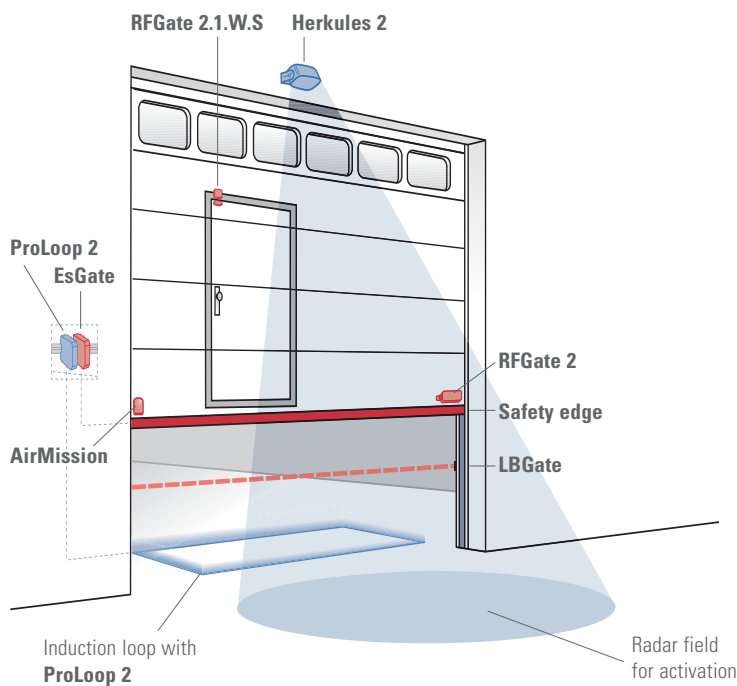


## Sensor systems for **Industrial doors**



- **Quick and easy installation and startup**
- **Can be configured for a wide range of applications**
- **High level of safety thanks to reliable technology**

## Vertical door application



### Activation

#### Microwave motion detector

Herkules 2  
PrimeMotion

#### Loop detector

ProLoop 2

### Safety

#### Safety edge systems

Electric safety edges (ClickLine, CoverLine)  
Pressure wave edges

#### Wireless signal transmission system

RFGate 2  
AirMission

#### Signal evaluation

Switching devices

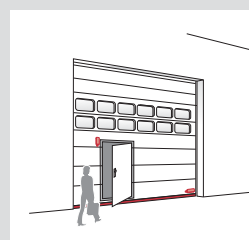
#### Light barrier

LBGate



#### Herkules 2, the versatile motion detector for industrial doors

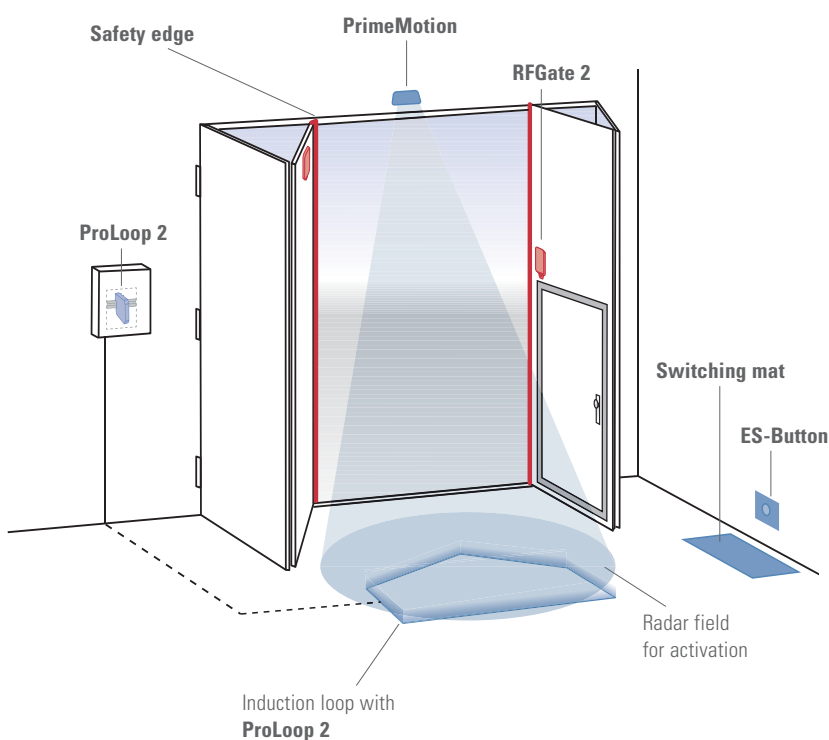
Cross traffic masking, person/vehicle differentiation and direction recognition save energy costs. Plug & Play presets ensure efficient startup, while radar technology allows for reliable motion detection.



#### Parallel protection of closing edges and secondary doors

RFGate 2 supports two-channel, wireless and therefore wear-free signal transmission for pressure-sensitive safety edges and wicket doors. The transmitter is easily integrated into a gate element.

## Folding door application



### Activation

#### Microwave motion detector

Herkules 2  
PrimeMotion

#### Loop detector

ProLoop 2

#### Switching mat / flat button

Electric switching mat  
ES-Button

### Safety

#### Safety edge systems

Electric safety edges (ClickLine, CoverLine)  
Pressure wave edges

#### Wireless signal transmission system

RFGate 2

#### Signal evaluation

Switching devices



**↻ Herkules 2**  
Microwave motion detector

Quick-response pulse generation for all kinds of industrial doors

**Special features**

- Crossing traffic masking
- Differentiation between people and vehicles
- Direction recognition
- Slow motion detection
- Mounting height 2 to 7 m
- Preprogrammed for most popular applications



**↻ PrimeMotion**  
Microwave motion detector

For the convenient activation of automatic doors

**Special features**

- Easy installation
- Adjustable radar field size
- Automatic filtering out of interfering environmental influences
- Direction recognition (PrimeMotion B)
- Cross traffic optimisation (PrimeMotion B)
- Mounting height 1.8 to 4 m




**↻ ProLoop 2**  
Programmable loop detector

Reliable evaluation and monitoring of induction loops

**Special features**

- Intuitive user interface with LCD display
- Quick startup thanks to automatic configuration (Plug&Play)
- Simulation mode
- Loop inductance display
- For DIN rail or 11-pin connection
- Highly sensitive, e.g. bicycle detection



**↻ Switching mat/ES-Button**  
Electric switching mat/flat button

Taiolor-made to your application

**Special features**

- Reliable, robust, low-maintenance
- Access control or activation
- Individual passage at security locks
- Several switching zones possible



**↻ CoverLine/ClickLine**  
Electrical safety edges

Optimal profile shape for easy installation

**Special features**

- Individual model to suit customer requirements
- Water-tight, long service life
- Concealed installation rails (CoverLine)
- Suitable large and/or small doors
- Type tested according to EN 12978 in combination with RFGate 2 and EsGate



**↻ RFGate 2**  
Wireless signal transmission system

Wirelessly transmitting the status of electric safety edges

**Special features**

- Wear-free signal transmission
- Two-channel: separate evaluation e.g. for safety edge and wicket doors
- Up to 7 transmitters per channel
- Type tested in acc. with EN ISO 13849-1
- With integrated wicket door switch



**↻ EsGate**  
Switching device for evaluation of electric safety edges

Especially developed for door applications

**Special features**

- High safety level
- Intuitive user interface with diagnosis tools
- Type tested in acc. with EN ISO 13849-1



**↻ LBGate**  
One-way/reflection light barrier

Industrial light barrier: small, reliable and robust

**Special features**

- Insensitive to disturbing light
- Easy to install
- With terminal compartment or cable
- Insensitive to influencing factors such as energy-saving light bulbs or shiny, reflecting objects



**↻ DW, AirMission**  
Pressure wave switches and safety edges with integrated signal transmission

Pressure sensitive on all sides

**Special features**

- Tried and tested pressure wave technology
- Excellent switching behaviour
- Short response time
- Optimal cost/benefit ratio
- Low operating forces and travels
- Compatible with RFGate 2 system

## Your partner for comfort and safety

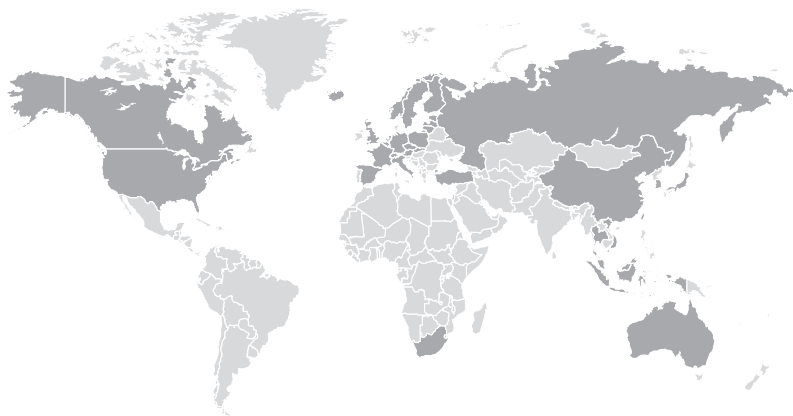


BBC Bircher Smart Access with its headquarters in Beringen, Switzerland, is the specialist for pressure-sensitive and contact-free sensor systems. We offer solutions for automatic doors and gates for public transport, industry and the care sector. Precious long-term and cooperative customer relations, expert know-how and ground-breaking innovations have been shaping our success for more than 50 years.

The staff at BBC Bircher Smart Access is fully committed to offer efficient and high-quality solutions for you on a daily basis.

## Your contact

Competent partners for our products are located in a large number of countries. Our specialists and authorised partners are very happy to offer personal advice and develop individual solutions with you.



An international contact overview can be found on our website at [www.bircher.com](http://www.bircher.com)

### **BBC Bircher Smart Access**

Distribution Partner

**Colterlec**

Phone 1300 36 26 26

[sales@colterlec.com.au](mailto:sales@colterlec.com.au)

[www.colterlec.com.au](http://www.colterlec.com.au)